

HARDIN COUNTY, TEXAS
COUNTY SEAT OF THE BIG THICKET
KOUNTZE, TEXAS 77625

DEBORAH MCWILLIAMS
County Treasurer
P O Box 3040
Kountze, Texas 77625
Phone: 409/246-5121
Fax: 409/246-5107

OCTOBER 27, 2020

HON. WAYNE MCDANIEL, COUNTY JUDGE
HON. L.W. COOPER, JR., COMMISSIONER, PCT.#1
HON. CHRIS KIRKENDALL, COMMISSIONER, PCT.#2
HON. KEN PELT, COMMISSIONER, PCT.#3
HON. ALVIN ROBERTS, COMMISSIONER, PCT.#4

SUMMARY OF TREASURER'S QUARTERLY REPORT

3RD QUARTER 2020

<u>ACCOUNT</u>	<u>BALANCE 6/30/2020</u>	<u>BALANCE 9/30/2020</u>
GENERAL CHECKING	\$ 15,402,796.93.....	\$ 10,428,320.69
TEXPOOL-GENERAL.....	\$ +321.09.....	\$ +321.09
TOTALS.....	\$ 15,403,118.02.....	\$ 10,428,641.78

This report shows a decrease in the cash balance for the 3rd Quarter of 2020 in the amount of \$4,974,476.24.

THIS REPORT IS MADE IN ACCORDANCE WITH PROVISIONS OF GOV. CODE 2256, THE PUBLIC FUNDS INVESTMENT ACT, WHICH REQUIRES QUARTERLY REPORTING OF INVESTMENT TRANSACTIONS FOR COUNTY FUNDS TO THE COMMISSIONERS COURT. THE INVESTMENTS HELD IN HARDIN COUNTY'S PORTFOLIO COMPLY WITH THE PUBLIC FUNDS INVESTMENT ACT AND WITH THE COUNTY'S INVESTMENT POLICY AND STRATEGIES.

CHECK ACCOUNT	CHECK
ACCOUNT BALANCE - GENERAL	13,725,172.36
ACCOUNT BALANCE - LEPC	3,979.61
ACCOUNT BALANCE - DA SEIZURE	124,318.57
ACCOUNT BALANCE - SER OBG	14,355.49
ACCOUNT BALANCE - CA FORF	1,760.33
ACCOUNT BALANCE - DA FORF CL	9,532.31
ACCOUNT BALANCE - SHER FORF	9,934.04
ACCOUNT BALANCE - OPERATING	8,941.40
ACCOUNT BALANCE - PAYROLL	147.38
ACCOUNT BALANCE - JP	39,737.60
ACCOUNT BALANCE - SHER F EQU	20,734.99
ACCOUNT BALANCE - JAIL COMM	85,235.91
ACCOUNT BALANCE - ST LEOSE	40,233.57
ACCOUNT BALANCE - VOCA-JUROR	135,729.37
ACCOUNT BALANCE - HURR IKE	1.00
ACCOUNT BALANCE - FMA 2017	33,420.35
ACCOUNT BALANCE - HMGP4332	243,246.30
ACCOUNT BALANCE - ADULT PROB	608,255.10
	<hr/>
TOTAL	15,104,735.68

TDOA ACCOUNT	TDOA
ACCOUNT BALANCE - TEXPOOL	321.09
	<hr/>
TOTAL	321.09

CHECK ACCOUNT	CHECK
ACCOUNT BALANCE - GENERAL	12,306,366.44
ACCOUNT BALANCE - LEPC	3,979.61
ACCOUNT BALANCE - DA SEIZURE	124,318.57
ACCOUNT BALANCE - SER OBG	19,509.65
ACCOUNT BALANCE - CA FORF	1,760.33
ACCOUNT BALANCE - DA FORF CL	9,532.31
ACCOUNT BALANCE - SHER FORF	9,934.04
ACCOUNT BALANCE - OPERATING	23,818.99
ACCOUNT BALANCE - PAYROLL	147.38
ACCOUNT BALANCE - JP	71,771.79
ACCOUNT BALANCE - SHER F EQU	20,735.60
ACCOUNT BALANCE - JAIL COMM	64,890.88
ACCOUNT BALANCE - ST LEOSE	40,253.18
ACCOUNT BALANCE - VOCA-JUROR	136,455.41
ACCOUNT BALANCE - HURR IKE	1.00
ACCOUNT BALANCE - FMA 2017	10,620.35
ACCOUNT BALANCE - HMGP4332	227,246.30
ACCOUNT BALANCE - ADULT PROB	555,681.50
	<hr/>
TOTAL	13,627,023.33

TDOA ACCOUNT	TDOA
ACCOUNT BALANCE - TEXPOOL	321.09
	<hr/>
TOTAL	321.09

CHECK ACCOUNT	CHECK
ACCOUNT BALANCE - GENERAL	10,428,320.69
ACCOUNT BALANCE - LEPC	3,979.61
ACCOUNT BALANCE - DA SEIZURE	132,328.57
ACCOUNT BALANCE - SER OBG	20,218.34
ACCOUNT BALANCE - CA FORF	1,760.33
ACCOUNT BALANCE - DA FORF CL	9,532.31
ACCOUNT BALANCE - SHER FORF	9,934.04
ACCOUNT BALANCE - JP	106,722.00
ACCOUNT BALANCE - SHER F EQU	20,735.60
ACCOUNT BALANCE - JAIL COMM	67,402.14
ACCOUNT BALANCE - ST LEOSE	40,272.80
ACCOUNT BALANCE - VOCA-JUROR	136,896.25
ACCOUNT BALANCE - HURR IKE	1.00
ACCOUNT BALANCE - FMA 2017	665,779.28
ACCOUNT BALANCE - HMGP4332	218,266.30
ACCOUNT BALANCE - ADULT PROB	650,191.47
TOTAL	12,512,340.73

TDOA ACCOUNT	TDOA
ACCOUNT BALANCE - TEXPOOL	321.09
TOTAL	321.09

ACCOUNT BALANCE - OPERATING	0.00
ACCOUNT BALANCE - PAYROLL	0.00

ACCOUNT NAME	BEGINNING CASH BALANCE	CASH RECEIPTS	CASH DISBURSEMENTS	ENDING CASH BALANCE
2020 006 DIST CLK PRESERV FEES DIST CLK PRESERV FEES REV FUND TOTALS	<u>49,621.30</u>	<u>.00</u>	<u>7,812.00-</u>	<u>41,809.30</u>
	49,621.30	.00	7,812.00-	41,809.30
2020 007 CO CLK PRESERVATION FEES CO CLK PRESERV FEES-CASH FUND TOTALS	<u>417,127.21</u>	<u>.00</u>	<u>41,814.87-</u>	<u>375,312.34</u>
	417,127.21	.00	41,814.87-	375,312.34
2020 008 HCS DEPT. DARE PROGRAM HC S/O DEPT DARE PROGRAM CASH FUND TOTALS	<u>7,891.79</u>	<u>.00</u>	<u>.00</u>	<u>7,891.79</u>
	7,891.79	.00	.00	7,891.79
2020 010 GENERAL FUND GENERAL - CASH ACCOUNT INVESTMENTS IN TEXPOOL INVESTMENTS IN WELLS FARGO FUND TOTALS	<u>11,962,920.98</u>	<u>2,013,715.98</u>	<u>5,004,523.53-</u>	<u>8,972,113.43</u>
	11,962,920.98	2,013,715.98	5,004,523.53-	8,972,113.43
	1,329,826.08-	.00	.00	1,329,826.08-
	.00	.00	.00	.00
	10,633,094.90	2,013,715.98	5,004,523.53-	7,642,287.35
2020 011 LAW LIBRARY FUND LAW LIBRARY - CASH ACCOUNT FUND TOTALS	<u>14,660.47</u>	<u>.00</u>	<u>7,624.99-</u>	<u>7,035.48</u>
	14,660.47	.00	7,624.99-	7,035.48
2020 012 ELECTION EQUIPMENT FUND ELECTION EQUIPMENT CASH FUND TOTALS	<u>25,147.31</u>	<u>.00</u>	<u>.00</u>	<u>25,147.31</u>
	25,147.31	.00	.00	25,147.31
2020 015 LATERAL ROADS FUND LATERAL ROADS - CASH ACCOUNT FUND TOTALS	<u>200,621.89</u>	<u>.00</u>	<u>.00</u>	<u>200,621.89</u>
	200,621.89	.00	.00	200,621.89
2020 017 GENERAL R & B FUND GENERAL R&B - CASH ACCOUNT INVESTMENTS IN TEXPOOL FUND TOTALS	<u>1,163,460.29</u>	<u>281,100.98</u>	<u>1,343,910.96-</u>	<u>100,650.31</u>
	1,163,460.29	281,100.98	1,343,910.96-	100,650.31
	1,313,954.19	.00	.00	1,313,954.19
	2,477,414.48	281,100.98	1,343,910.96-	1,414,604.50
2020 020 CO ATTY PRE-TRIAL DIVERSION CA PRE-TRIAL DIVERSION CASH FUND TOTALS	<u>56,201.82</u>	<u>15,350.00</u>	<u>9,353.74-</u>	<u>62,198.08</u>
	56,201.82	15,350.00	9,353.74-	62,198.08
2020 023 JUSTICE COURT TECHNOLOGY JUSTICE COURT TECHNOLOGY JUSTICE COURT TECHNOLOGY CASH FUND TOTALS	<u>.00</u>	<u>.00</u>	<u>.00</u>	<u>.00</u>
	.00	.00	.00	.00
	13,150.00-	.00	.00	13,150.00-
	13,150.00-	.00	.00	13,150.00-
2020 037 DRUG FORFEITURE REHAB DRUG FORFEITURE REHAB FUND DRUG FORFEITURE-REHAB FD.- CAS FUND TOTALS	<u>.00</u>	<u>.00</u>	<u>.00</u>	<u>.00</u>
	.00	.00	.00	.00
	4,103.49	.00	.00	4,103.49
	4,103.49	.00	.00	4,103.49
2020 051 OVERDRAWN CK CO ATTY OVERDRAWN CHECK CO. ATTY. CO ATTY OVERDRAWN CHECK CASH A FUND TOTALS	<u>.00</u>	<u>.00</u>	<u>.00</u>	<u>.00</u>
	.00	.00	.00	.00
	1,865.40	15.00	.00	1,880.40
	1,865.40	15.00	.00	1,880.40
2020 052 OVERDRAWN CK DIST ATTY OVERDRAWN CHECK DIST.ATTY.	.00	.00	.00	.00

ACCOUNT NAME	BEGINNING CASH BALANCE	CASH RECEIPTS	CASH DISBURSEMENTS	ENDING CASH BALANCE
DIST ATTY OVERDRAWN CHECK CASH	889.15	.00	.00	889.15
FUND TOTALS	889.15	.00	.00	889.15
2020 053 JURY				
JURY - CASH ACCOUNT	160,697.54	26,731.16	124,894.15-	62,534.55
INVESTMENTS IN TEXPOOL	16,192.98	.00	.00	16,192.98
FUND TOTALS	176,890.52	26,731.16	124,894.15-	78,727.53
2020 054 HARDIN CO LEPC				
HARDIN CO LEPC CASH	3,979.61	.00	.00	3,979.61
H C LEPC-INTEREST	.00	.00	.00	.00
FUND TOTALS	3,979.61	.00	.00	3,979.61
2020 056 DISTRICT ATTORNEY SEIZURE FUND				
DA SEIZURES - CASH	115,351.57	16,977.00	.00	132,328.57
DA SEIZURES INTEREST	.00	.00	.00	.00
FUND TOTALS	115,351.57	16,977.00	.00	132,328.57
2020 056 NO FUND RECORD				
FUND TOTALS	.00	.00	.00	.00
2020 067 CERT. OF OBLIGATION SER 2007 I				
CASH-CERT OF OBLIG SER 2007 IN	11,635.62	8,582.72	.00	20,218.34
CASH-SERIES 2014 GENERAL OBLIG	.00	.00	.00	.00
INVESTMENT IN TEXPOOL	.00	.00	.00	.00
FUND TOTALS	11,635.62	8,582.72	.00	20,218.34
2020 070 CAPITAL PROJECTS/DEBT SERVICE				
CAPITAL PROJECTS-CASH	.00	.00	.00	.00
FUND TOTALS	.00	.00	.00	.00
2020 083 CO. ATTY. FORFEITURE FUND				
CO.ATTY. FORFEITURE - CASH	1,760.33	.00	.00	1,760.33
INTEREST CO ATTY FORFEITURE	.00	.00	.00	.00
PENDING CO ATTY FORFEITURE	.00	.00	.00	.00
FUND TOTALS	1,760.33	.00	.00	1,760.33
2020 088 DA DRUG FORFEITURE				
DRUG FORFEITURE FUND DA-CASH	9,532.31	.00	.00	9,532.31
INTEREST	.00	.00	.00	.00
DRUG FORFEITURE FUND PENDING	.00	.00	.00	.00
FUND TOTALS	9,532.31	.00	.00	9,532.31
2020 089 CASH - DRUG FORFEITURE (SHERIF				
SIO DRUG FORFEITURE CLEAR CASH	9,934.04	.00	.00	9,934.04
INTEREST	.00	.00	.00	.00
FORFEITURE PENDING	.00	.00	.00	.00
NARCOTICS - P. I. CLEAR	.00	.00	.00	.00
FUND TOTALS	9,934.04	.00	.00	9,934.04
2020 096 FIXED ASSETS ACCOUNT				
FUND TOTALS	.00	.00	.00	.00
2020 098 OPERATIONS CLEARING ACCT				
CASH	602,547.10	8,110,744.69	8,713,291.79-	.00
FUND TOTALS	602,547.10	8,110,744.69	8,713,291.79-	.00
2020 099 PAYROLL				
PAYROLL BANK ACCOUNT - CASH	354,835.52	2,225,484.27	2,580,319.79-	.00


ACCOUNT NAME	BEGINNING CASH BALANCE	CASH RECEIPTS	CASH DISBURSEMENTS	ENDING CASH BALANCE
INTEREST P/R HOLDING ACCT	.00	.00	.00	.00
FUND TOTALS	354,835.52	2,225,484.27	2,580,319.79-	.00
2020 106 NEH PRESERVATION GRANT				
NEH PRESERVATION GRANT-CASH	.00	.00	.00	.00
FUND TOTALS	.00	.00	.00	.00
2020 141 JP COURT BANK ACCOUNT				
CASH JP COURTS	85,224.80	108,871.90	87,374.70-	106,722.00
FUND TOTALS	85,224.80	108,871.90	87,374.70-	106,722.00
2020 142 DA & CA LONGEVITY PAY				
D/A & C/A LONGEVITY PAY	.00	.00	.00	.00
LONGEVITY PAY-CASH	2,436.56-	3,720.00	4,568.15-	3,284.71-
FUND TOTALS	2,436.56-	3,720.00	4,568.15-	3,284.71-
2020 145 COUNTY ATTORNEY SUPPLEMENT FUN				
CASH - C/A SUPPLEMENT FUND	18,601.91	.00	19,655.61-	1,053.70-
FUND TOTALS	18,601.91	.00	19,655.61-	1,053.70-
2020 147 CONSTITUTIONAL COUNTY JUDGE SA				
CASH-CONSTITUTIONAL C/J SALARY	2,980.58-	5,050.00	7,710.87-	5,641.45-
FUND TOTALS	2,980.58-	5,050.00	7,710.87-	5,641.45-
2020 149 COUNTY CHILD ABUSE PREVENTION				
CASH ACCOUNT	1,556.66	.00	.00	1,556.66
FUND TOTALS	1,556.66	.00	.00	1,556.66
2020 164 COURT SECURITY FEES				
COURT SECURITY FEES CASH ACCOU	55,894.52	.00	3,149.00-	52,745.52
FUND TOTALS	55,894.52	.00	3,149.00-	52,745.52
2020 183 SHERIFF FED EQUITABLE SHAR				
FED EQUITABLE SHARE-CASH	28,403.13	1.35	7,668.88-	20,735.60
INTEREST	.00	.00	.00	.00
FED.EQUIT.SHARE-NARCOTICS	.00	.00	.00	.00
FUND TOTALS	28,403.13	1.35	7,668.88-	20,735.60
2020 184 JAIL COMMISSARY				
JAIL COMMISSARY-CASH	90,115.89	14,521.82	37,235.57-	67,402.14
INTEREST	.00	.00	.00	.00
FUND TOTALS	90,115.89	14,521.82	37,235.57-	67,402.14
2020 185 LEOSE FUNDS				
LEOSE FUNDS - CASH	40,245.22	57.66	30.08-	40,272.80
INTEREST	.00	.00	.00	.00
FUND TOTALS	40,245.22	57.66	30.08-	40,272.80
2020 213 VOCA-JUROR DONATIONS				
VOCA-JUROR DONATIONS CASH ACCO	135,500.55	2,769.61	1,373.91-	136,896.25
INTEREST	.00	.00	.00	.00
FUND TOTALS	135,500.55	2,769.61	1,373.91-	136,896.25
2020 300 HAVA GRANT				
HAVA GRANT CASH	73,004.75	2,071.16	16,799.60-	58,276.31
FUND TOTALS	73,004.75	2,071.16	16,799.60-	58,276.31
2020 400 DISASTER INCIDENT FUND CASH				
CASH-DISASTER INCIDENT FUND	595,900.18	.00	.00	595,900.18

ACCOUNT NAME	BEGINNING CASH BALANCE	CASH RECEIPTS	CASH DISBURSEMENTS	ENDING CASH BALANCE
FUND TOTALS	595,900.18	.00	.00	595,900.18
2020 401 EMERGENCY MANAGEMENT GRANTS				
CASH - EMERGENCY MANAGEMENT GR	.00	.00	164,741.00-	164,741.00-
FUND TOTALS	.00	.00	164,741.00-	164,741.00-
2020 406 HURRICANE HARVEY				
CASH-HURRICAN HARVEY	539,390.66	1,380.40	112,652.84-	428,118.22
FUND TOTALS	539,390.66	1,380.40	112,652.84-	428,118.22
2020 407 CTIF-COUNTY TRANSPORTATION INF				
CASH	.00	.00	.00	.00
FUND TOTALS	.00	.00	.00	.00
2020 408 DR 4223 SEVERE STORMS 2015				
DR 4223 SEVERE STORMS- CASH	.00	.00	.00	.00
FUND TOTALS	.00	.00	.00	.00
2020 409 DR 4272 - MAY 2016				
DR 4272 - CASH	33,510.38	.00	.00	33,510.38
FUND TOTALS	33,510.38	.00	.00	33,510.38
2020 410 TAC 2016 RISK CONTROL REIMB PR				
CASH - TAC 2016 RCRP	.00	.00	.00	.00
FUND TOTALS	.00	.00	.00	.00
2020 411 TROPICAL STORM IMELDA				
CASH-TS IMELDA	18,984.45-	.00	.00	18,984.45-
FUND TOTALS	18,984.45-	.00	.00	18,984.45-
2020 412 HURRICANE LAURA 200013				
CASH-HURRICANE LAURA	.00	.00	63,973.27-	63,973.27-
FUND TOTALS	.00	.00	63,973.27-	63,973.27-
2020 419 COVID 19				
CASH-COVID 19	327,189.53	.00	181,491.09-	145,698.44
FUND TOTALS	327,189.53	.00	181,491.09-	145,698.44
2020 426 1ST TIME SEWER IMPROVEMENTS PR				
CASH-ON-SITE SEWER IMPROVEMENT	.00	.00	.00	.00
FUND TOTALS	.00	.00	.00	.00
2020 430 HURRICANE IKE DEBRIS REMOVAL				
CASH - HURRICANE IKE	1.00	8,045.68	8,045.68-	1.00
FUND TOTALS	1.00	8,045.68	8,045.68-	1.00
2020 436 TWDB FMA'17 SRL BUYOUT GRANT				
TWDB FMA'17 SRL - CASH	33,420.35	664,508.93	32,150.00-	665,779.28
FUND TOTALS	33,420.35	664,508.93	32,150.00-	665,779.28
2020 437 HMGP-DR4332 PROP ACQUISITIONS				
DR 4332-052 CASH	266,081.30	.00	47,815.00-	218,266.30
FUND TOTALS	266,081.30	.00	47,815.00-	218,266.30
2020 438 HMGP-DR4332 DETENTION POND				
DR 4332-0232 CASH	.00	.00	.00	.00
FUND TOTALS	.00	.00	.00	.00


ACCOUNT NAME	BEGINNING CASH BALANCE	CASH RECEIPTS	CASH DISBURSEMENTS	ENDING CASH BALANCE
2020 440 CDBG DR4332-ACQ1 GLO20066041 CASH	.00	.00	.00	.00
FUND TOTALS	<u>.00</u>	<u>.00</u>	<u>.00</u>	<u>.00</u>
2020 495 EMERGENCY MANAGEMENT FUND CASH - EMERGENCY MANAGEMENT	100,432.67-	8,206.80	39,764.46-	131,990.33-
FUND TOTALS	<u>100,432.67-</u>	<u>8,206.80</u>	<u>39,764.46-</u>	<u>131,990.33-</u>
2021 503 HEALTH DEPT GRANT REVENUES CASH	30,537.39	44,537.63	44,861.96-	30,213.06
FUND TOTALS	<u>30,537.39</u>	<u>44,537.63</u>	<u>44,861.96-</u>	<u>30,213.06</u>
2021 504 PHCR-COOP AGREEMENT PHCR-CASH	6,214.68	.00	4,279.93-	1,934.75
FUND TOTALS	<u>6,214.68</u>	<u>.00</u>	<u>4,279.93-</u>	<u>1,934.75</u>
2020 505 HEALTH SERVICES 8/31 HEALTH SERVICES CASH	.00	.00	.00	.00
HEALTH SERVICES 8/31	44,427.50-	32,636.09	50,307.58-	62,098.99-
FUND TOTALS	<u>44,427.50-</u>	<u>32,636.09</u>	<u>50,307.58-</u>	<u>62,098.99-</u>
2021 506 US FOOD & DRUG ADMIN GRANT CASH	391.93-	2,000.00	.00	1,608.07
FUND TOTALS	<u>391.93-</u>	<u>2,000.00</u>	<u>.00</u>	<u>1,608.07</u>
2021 519 COVID-19 GRANT AWARD FY20 COVID-19 CASH	130,944.86-	.00	109,349.96-	240,294.82-
FUND TOTALS	<u>130,944.86-</u>	<u>.00</u>	<u>109,349.96-</u>	<u>240,294.82-</u>
2021 520 CDC COVID19-EPI 812700022 CASH	.00	.00	2,755.03-	2,755.03-
FUND TOTALS	<u>.00</u>	<u>.00</u>	<u>2,755.03-</u>	<u>2,755.03-</u>
2020 595 HEALTH SERVICES 9/30 HEALTH SERVICES 9/30 CASH	.00	.00	.00	.00
HEALTH SERVICES 9/30	25,347.92-	69,444.63	59,598.50-	15,501.79-
FUND TOTALS	<u>25,347.92-</u>	<u>69,444.63</u>	<u>59,598.50-</u>	<u>15,501.79-</u>
2020 605 JUVENILE PROBATION GRANTS 8/31 JUVENILE PROBATION GT CASH	.00	.00	.00	.00
JUVENILE PROBATION GT CASH	112,146.39	122,052.07	144,556.37-	89,642.09
INTEREST	.00	.00	.00	.00
FUND TOTALS	<u>112,146.39</u>	<u>122,052.07</u>	<u>144,556.37-</u>	<u>89,642.09</u>
2020 695 JUVENILE PROBATION GRANTS 9/30 JUVENILE PROBATION GT CASH	.00	.00	.00	.00
JUVENILE PROBATION 9/30 CASH	3,566.00-	.00	2,875.00-	6,441.00-
FUND TOTALS	<u>3,566.00-</u>	<u>.00</u>	<u>2,875.00-</u>	<u>6,441.00-</u>
2020 705 SHERIFF DEPARTMENT GRANT 8/31 SHERIFF DEPARTMENT GRANTS 8/31	.00	.00	.00	.00
SHERIFFS GRANTS 8/31	32,326.81-	8,045.68	27,793.70-	52,074.83-
FUND TOTALS	<u>32,326.81-</u>	<u>8,045.68</u>	<u>27,793.70-</u>	<u>52,074.83-</u>
2021 706 BODY WORN CAMERA PROGRAM BWC-CASH	.00	.00	.00	.00

ACCOUNT NAME FUND TOTALS	BEGINNING CASH BALANCE	CASH RECEIPTS	CASH DISBURSEMENTS	ENDING CASH BALANCE
	.00	.00	.00	.00
2020 707 MENTAL HEALTH LIAISON PROGRAM MENTAL HEALTH LIAISON-CASH FUND TOTALS	42,231.63- 42,231.63-	.00 .00	19,786.90- 19,786.90-	62,018.53- 62,018.53-
2020 708 JAG PROGRAM JAG - CASH FUND TOTALS	.00 .00	.00 .00	.00 .00	.00 .00
2020 735 SHERIFF DEPT DISPATCHERS CASH FUND TOTALS	115,357.24- 115,357.24-	78,454.00 78,454.00	46,673.30- 46,673.30-	83,576.54- 83,576.54-
2020 736 SO DISPATCH CENTER CASH FUND TOTALS	105,640.85 105,640.85	.00 .00	.00 .00	105,640.85 105,640.85
2020 795 PUBLIC SAFETY 9/30 PUBLIC SAFETY CASH FUND TOTALS	10,736.50- 10,736.50-	14,354.49 14,354.49	17,744.52- 17,744.52-	14,126.53- 14,126.53-
2020 805 ADULT PROBATION 8/31 ADULT PROBATION ADULT PROBATION CASH FUND TOTALS	.00 653,192.80 653,192.80	.00 277,060.85 277,060.85	.00 280,062.18- 280,062.18-	.00 650,191.47 650,191.47
2020 901 D.A. VAWA GRANT 8/31 D. A. VAWA GRANT D. A. VAWA CASH FUND TOTALS	.00 18,377.88- 18,377.88-	.00 9,255.38 9,255.38	.00 27,809.89- 27,809.89-	.00 36,932.39- 36,932.39-
2020 902 VOCA-VICTIM ASSISTANCE COORDIN CASH FUND TOTALS	2,312.93 2,312.93	10,679.10 10,679.10	10,320.71- 10,320.71-	2,671.32 2,671.32
2020 903 TITLE IV-E LEGAL SERVICES CPS CASH FUND TOTALS	2,969.28 2,969.28	.00 .00	.00 .00	2,969.28 2,969.28
2020 905 CRIME VICTIMS GRANTS 8/31 CRIME VICTIMS GRANT CASH CRIME VICTIMS CASH FUND TOTALS	.00 4,911.31 4,911.31	.00 14,678.54 14,678.54	.00 24,129.48- 24,129.48-	.00 4,539.63- 4,539.63-
2020 906 VOCA 13660 VOCA 13660 CASH FUND TOTALS	10,500.60- 10,500.60-	58,501.22 58,501.22	49,173.59- 49,173.59-	1,172.97- 1,172.97-
2020 925 CRIME VICTIMS GRANTS 6/30 CRIME VICTIMS GRANTS CRIME VICTIMS CASH FUND TOTALS	.00 .00 .00	.00 .00 .00	.00 .00 .00	.00 .00 .00
GRAND TOTALS	17,844,879.16	14,259,606.79	19,591,824.13-	12,512,661.82

I, DEBORAH MCWILLIAMS, COUNTY TREASURER OF HARDIN COUNTY, TEXAS DO HEREBY CERTIFY THAT THE ABOVE REPORT IS TRUE AND CORRECT.



DEBORAH MCWILLIAMS
COUNTY TREASURER OF HARDIN COUNTY,
TEXAS

SWORN TO AND SUBSCRIBED BEFORE ME THIS THE 23 DAY OF October, 2020.






NOTARY PUBLIC
STATE OF TEXAS

APPROVED IN OPEN COURT THIS THE 27 DAY OF October, 2020.


WAYNE MCDANIEL
COUNTY JUDGE OF HARDIN COUNTY,
TEXAS

HISTORICAL DAILY PERFORMANCE

TexPool

FROM  TO  [APPLY FILTERS](#)

AS OF	DAILY NET YIELD	DIVIDEND FACTOR	7 DAY NET YIELD	DAILY ASSETS	NAV	WAM	WAL
09-30-2020	0.1333%	0.000003651	0.14%	\$22,880,991,421.60	\$1.00032	38 Days	108 Days
09-29-2020	0.1361%	0.000003728	0.14%	\$22,947,148,788.65	\$1.00033	38 Days	108 Days
09-28-2020	0.1416%	0.000003880	0.14%	\$23,026,691,854.65	\$1.00028	37 Days	107 Days
09-27-2020	0.1351%	0.000003701	0.14%	\$23,269,736,831.76	\$1.00028	39 Days	109 Days
09-26-2020	0.1351%	0.000003701	0.14%	\$23,269,736,831.76	\$1.00028	39 Days	109 Days
09-25-2020	0.1351%	0.000003701	0.14%	\$23,269,736,831.76	\$1.00028	39 Days	109 Days
09-24-2020	0.1320%	0.000003617	0.14%	\$22,596,054,144.01	\$1.00030	39 Days	112 Days
09-23-2020	0.1333%	0.000003652	0.15%	\$22,703,474,052.94	\$1.00029	39 Days	112 Days
09-22-2020	0.1386%	0.000003797	0.15%	\$22,763,815,414.82	\$1.00029	39 Days	112 Days
09-21-2020	0.1448%	0.000003967	0.15%	\$22,812,362,240.55	\$1.00030	39 Days	112 Days
09-20-2020	0.1503%	0.000004117	0.15%	\$22,866,144,998.83	\$1.00029	41 Days	114 Days
09-19-2020	0.1503%	0.000004117	0.15%	\$22,866,144,998.83	\$1.00029	41 Days	114 Days
09-18-2020	0.1503%	0.000004117	0.15%	\$22,866,144,998.83	\$1.00029	41 Days	114 Days
09-17-2020	0.1492%	0.000004087	0.15%	\$23,116,304,990.61	\$1.00029	39 Days	112 Days